Create a Dynamic React Frontend that Displays AI-powered Responses



Sarah Holderness

Author

Design the UI

Chat with GPT

Type a message...

Send

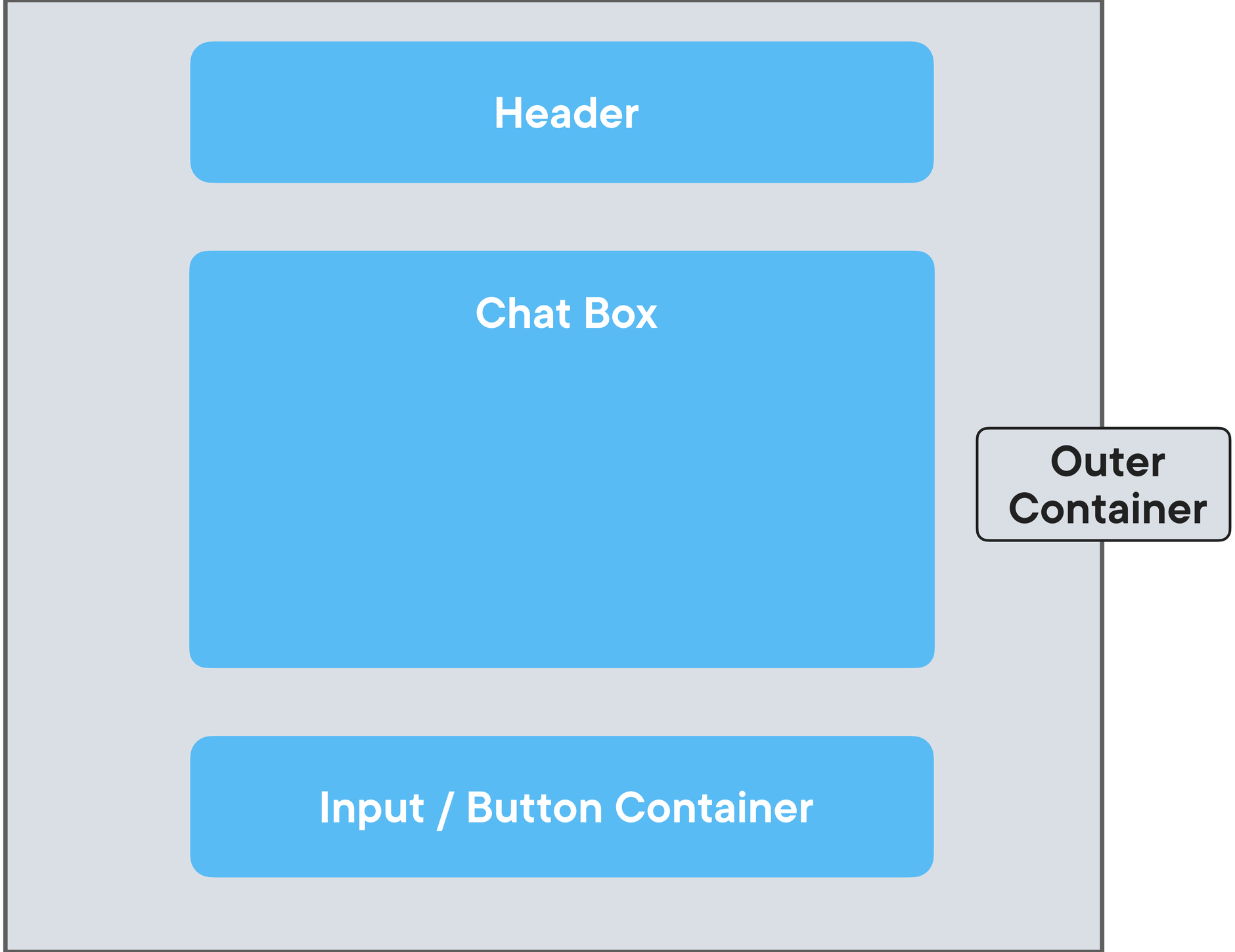
Header
Chat Box
Input / Button Container
Outer Container

Header

Chat Box



Input / Button Container

```
<div className={styles.container}>
  <h1 className={styles.header}></h1>
  <div className={styles.chatBox}>

  </div>
  <div className={styles.inputContainer}>

  </div>
</div>
```

Header

Chat Box



Input / Button Container

Outer Container

Let's use a css flex box with flex direction column for the outer container

```
container: {
    display: "flex",
    flexDirection: "column",
    alignItems: "center",
    ...
  }
```

Header

```
header: {

}
```

Chat Box



```
chatBox: {
  display: "flex",
  flexDirection: "column",
  width: "80%",
  height: "70%",
}
```

Input / Button Container

```
inputContainer: {
  display: "flex",
  width: "80%",
}
```

Add React State

Chat with GPT

Describe the Lacy dog breed

The Lacy Dog or Blue Lacy Dog is a breed of working dog that originated in the U.S. state of Texas in the mid-19th century.

Describe the Beagle dog breed

The beagle is a breed of small scent hound, similar in appearance to the much larger foxhound. The beagle was developed primarily for hunting rabbit or hare, known as beagling.

Add user entered message to the chat history

Type a message...

Send

Get the user message from the input field

Add a sendMessage function for button onClick event

React State

```
import React, { useState } from "react";

const MessageList = () => {
    const [userMessage, setUserMessage] = useState("");
...
}
```

The current state

A function to change the state

Initial value of the state

React State

```
import React, { useState } from "react";

const MessageList = () => {
    const [userMessage, setUserMessage] = useState("");
    const [chatHistory, setChatHistory] = useState([]);

...

}
```

The current state

A function to change the state

Initial value of the state

Send Requests to Backend Python App



React

Request ▶
◀ Response



Python +
FastAPI

Request ▶
◀ Response

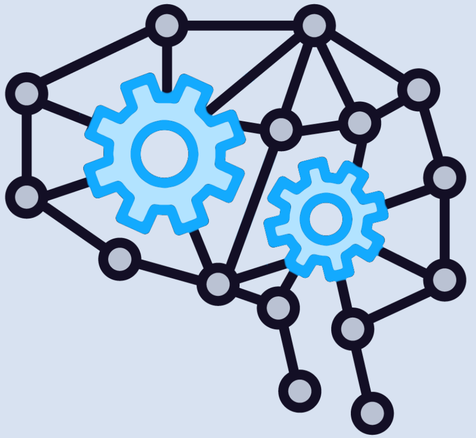

OpenAI's
gpt-4o
model

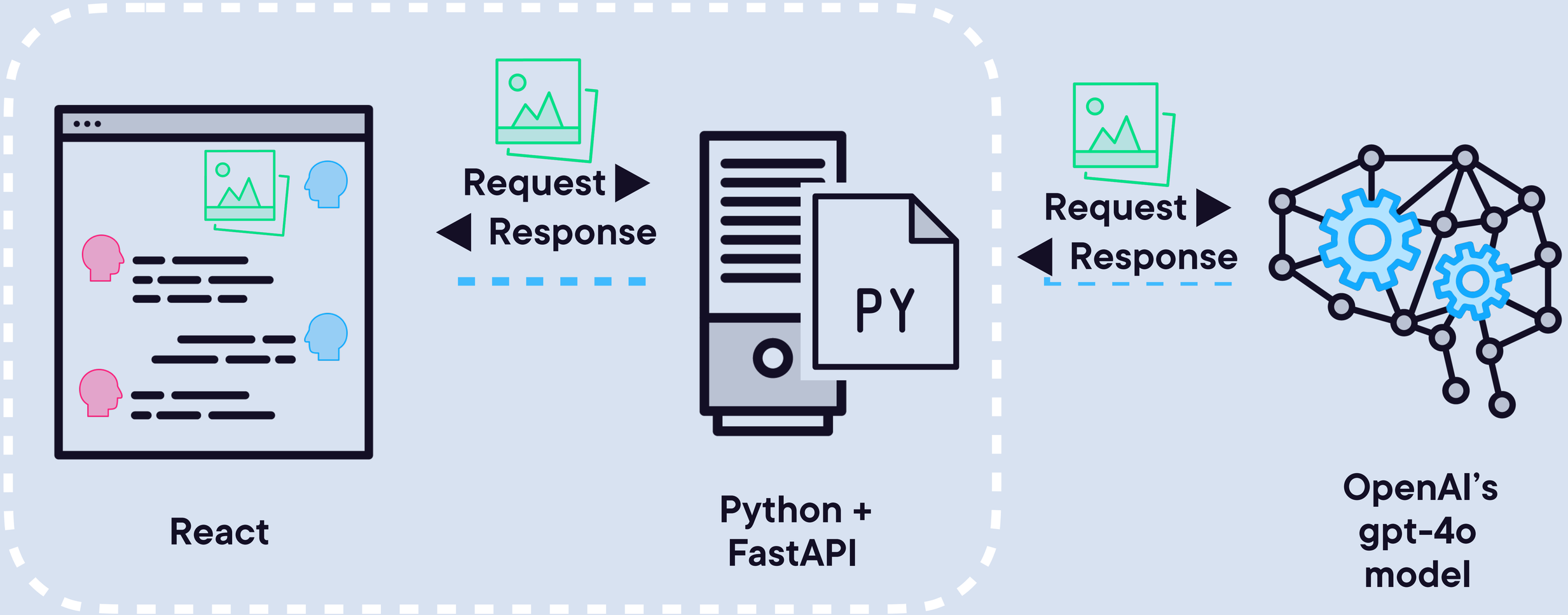
Request
Response
PY
Request
Response
React
Python +
FastAPI
OpenAI's
gpt-4o
model